

IGBT Low Power Modules

Package Units

EasyPIM™ Modules	Housing Size (overall)	Packing Units
EasyPIM™ 750	25.4 mm x 35.6 mm	40
EasyPIM™ 1	33.0 mm x 45.6 mm	20
EasyPIM™ 1B	33.8 mm x 48.0 mm	24
EasyPIM™ 2	45.6 mm x 55.9 mm	20
EasyPIM™ 2B	48.0 mm x 56.7mm	15

EasyPACK Modules	Housing Size (overall)	Packing Units
EasyPACK 750	25.4 mm x 35.6 mm	40
EasyPACK 1	33.0 mm x 45.6 mm	20
EasyPACK 1B	33.8 mm x 48.0 mm	24
EasyPACK 2	45.6 mm x 55.9 mm	20
EasyPACK 2B	48.0 mm x 56.7mm	15

EasyDUAL Modules	Housing Size (overall)	Packing Units
EasyDUAL 2	45.6 mm x 55.9 mm	20

EconoPIM™ Modules	Housing Size (overall)	Packing Units
EconoPIM™ 2	45.0 mm x 107.0 mm	10
EconoPIM™ 3	62.0 mm x 122.0 mm	10

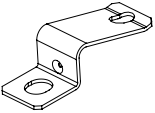
EconoPACK™ Modules	Housing Size (overall)	Packing Units
EconoPACK™ 2	45.0 mm x 107.0 mm	10
EconoPACK™ 3	62.0 mm x 122.0 mm	10

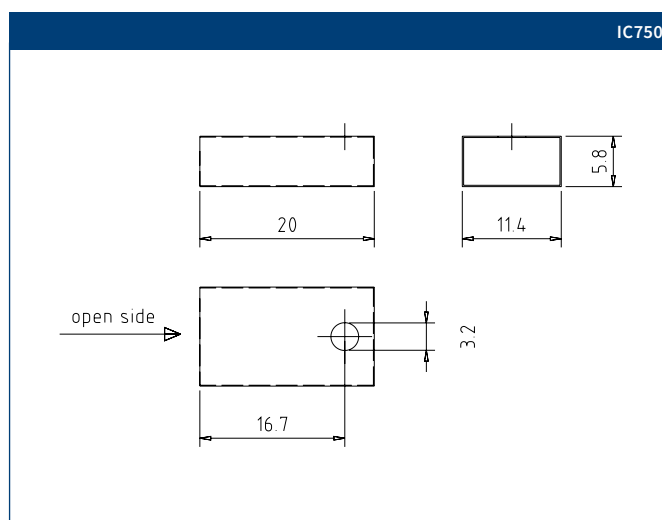
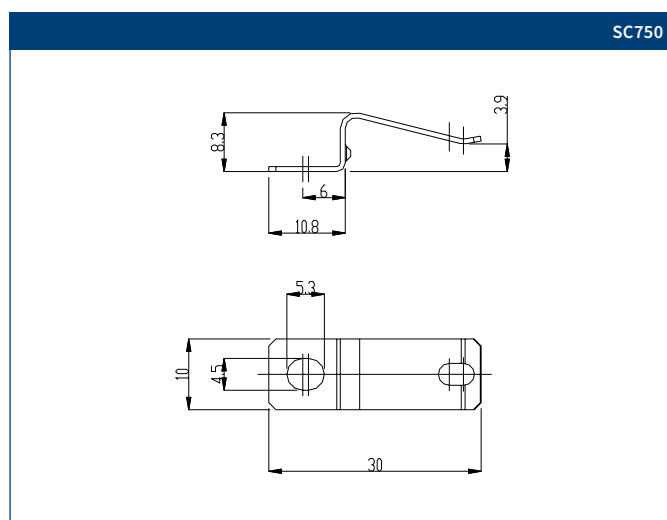
SmartPIM Modules	Housing Size (overall)	Packing Units
SmartPIM 1	44.0 mm x 69.5 mm	30
Counterholder	44.0 mm x 69.5mm	30

SmartPACK Modules	Housing Size (overall)	Packing Units
SmartPACK 1	44.0 mm x 69.5 mm	30
Counterholder	44.0 mm x 69.5 mm	30

IGBT Low Power Modules


Mounting Hardware for EasyPIM™, EasyPACK, EasyBRIDGE and EasyDUAL Modules

	Suitable for	Type	Outline	Part-No.
 <p>SC750</p>	Easy750 housing	SCREWCLAMP EASY750GEO	SC750	SP000555044
	Easy750 housing	ISOLATIONCAP EASY750	IC750	SP000652400



Links

Application Notes, Product Briefs, Flyers and Brochures	Type	Redirects
Easy PressFIT - Mounting Instructions	Application Note	www.infineon.com/easy-pressfit-appnote
Smart - Evaluation Board	Application Note	www.infineon.com/smart1-evalboard-appnote
Easy B-Series - Mounting Instructions	Application Note (english)	www.infineon.com/easy-appnote
Econo (PressFIT) - Mounting Instructions	Application Note (english)	www.infineon.com/econo-pressfit-appnote
Smart - Mounting Instructions	Application Note (english)	www.infineon.com/smart-appnote
Easy B-Serien - Mounting Instructions	Application Note (german)	www.infineon.com/easy-appnote-german
Econo (PressFIT) - Mounting Instructions	Application Note (german)	www.infineon.com/econo-pressfit-appnote-german
Smart - Mounting Instructions	Application Note (german)	www.infineon.com/smart-appnote-german
3-Level Inverter 650V / 1200V	Product Brief	www.infineon.com/3-level-product-brief
Easy B-series modules and Easy750	Product Brief	www.infineon.com/easyb-product-brief
Easy & Econo Modules	Product Brief	www.infineon.com/easy-econo-product-brief
SmartPIM and SmartPACK - Self-acting PressFIT assembly	Product Brief	www.infineon.com/smart-product-brief
PressFIT - Mounting technology	Product Information	www.infineon.com/pressfit-product-information
EconoPIM™ / EconoPACK™ 650V IGBT4	Webpage	www.infineon.com/econo650v
Thermal Interface Material	Webpage	www.infineon.com/tim
SmartPIM and SmartPACK	Webpage	www.infineon.com/smart
Modules for Photovoltaic String and Multi-String Inverters	Webpage	www.infineon.com/string
Application Notes for all packages & technologies	Application Note Collection	www.infineon.com/igbt-modules-application-notes
Product Briefs for all packages & technologies	Product Brief Collection	www.infineon.com/igbt-modules-product-briefs



Medium Power Modules

Flexibility, optimal electrical performance, highest reliability. These are the key factors for successful inverter design. The 34 and 62 mm packages as well as the EconoPACK™+, EconoDUAL™ and EconoPACK™4 modules are the right choice for your design.

Our well known 34 mm and 62 mm standard IGBT modules are available in various configurations like single switch, half bridge, chopper and diode modules. Besides the IGBT chip technologies for low switching losses, saturation voltage and high switching frequency, the 34mm and 62mm modules are also available with the state-of-the-art IGBT4 Trench with Field Stop. The product portfolio covers current ranges from 50 A up to 900 A at 600 V/650V/1200 V/1700 V.

The EconoPACK™+, EconoDUAL™ and EconoPACK™4 modules combine 17 mm height and leading edge IGBT technology for highest power density, enabling inverter applications in the power range from 20 kVA to 250 kVA and above. The key for parallel operation is the symmetrical design of the module, resulting in an optimized current sharing between the IGBT half bridges. This concept allows to create one inverter design for all line voltages up to 690 V AC. The EconoPACK™+, EconoPACK™4 and EconoDUAL™ product lines offer the complete current range from 50 A up to 600 A at 600 V/650V/1200 V/1700 V. Furthermore, all of these packages are now available with solderless high reliable PressFIT control terminals.

34mm & 62mm Product Portfolio

650V, 1200V & 1700V



I _c	dual		
	650V	1200V	1700V
50		FF50R12RT4	
75		FF75R12RT4	
100		FF100R12KS4 FF100R12RT4	
150		FF150R12KS4 FF150R12RT4	FF150R17KE4
200		FF200R12KS4 FF200R12KE4* FF200R12RT4 FF200R12KT3_E	FF200R17KE4
300	FF300R07KE4	FF300R12KS4 FF300R12KE4* FF300R12RT4* FF300R12KT3_E FF300R12KE4_E	FF300R17KE4
400	FF400R07KE4	FF400R12KT3_E	
450		FF450R12KE4* FF450R12RT4* FF450R12KE4_E	

* also available with pre-applied Thermal Interface Material (TIM) for improved thermal performance
 ..._E common emitter

EconoPACK™ 4, EconoPACK™ +, EconoPACK™ + D-Series & EconoDUAL™ Product Portfolio

600V, 650V, 1200V & 1700V



I _c	3-Level		sixpack			dual		
	600V/650V	1200V	650V	1200V	1700V	600V/650V	1200V	1700V
100			FS100R07PE4	FS100R12PT4	FS100R17PE4			
150			FS150R07PE4	FS150R12PT4	FS150R17PE4		FF150R12MS4G	
200	F3L200R07PE4		FS200R07PE4	FS200R12PT4*				
225				FS225R12OE4*	FS225R17OE4*		FF225R12MS4 FF225R12ME4_B11	FF225R17ME4_B11
300	F3L300R07PE4*	F3L300R12PT4_B26		FS300R12OE4*	FS300R17OE4*	FF300R07ME4_B11	FF300R12MS4 FF300R12ME4_B11	FF300R17ME4_B11
400	F3L400R07PE4_B26*	F3L400R12PT4_B26*					FF400R12ME4_B11 FF400R12ME4A_B11	
450				FS450R12OE4*	FS450R17OE4*	FF450R07ME4_B11	FF450R12ME4_B11	FF450R17ME4_B11*
500					FS500R17OE4*			
600						FF600R07ME4_B11	FF600R12ME4_B11* FF600R12ME4C_B11* FF600R12ME4A_B11*	FF600R17ME4_B11*



* also available with pre-applied Thermal Interface Material (TIM) for improved thermal performance
 ..._E common emitter ..._B11 PressFIT Modules ...C soft diode performance ...A Automotive qualified Symbol
 ..._B26 NPC2 modules for 3-Level inverter topologies

IGBT Medium Power Modules

34 mm and 62 mm Modules




600 V_{CES}

Type		V _{CES} V	I _C A	V _{CESat} V T _{vj} = 25°C typ.	P _{tot} W	Outline/ page
 dual	IGBT2 Low Loss					
	BSM50GB60DLC	600	50	1.95	280	M_34a/3.15
	BSM75GB60DLC	600	75	1.95	355	M_34a/3.15
	BSM100GB60DLC	600	100	1.95	445	M_34a/3.15
	BSM150GB60DLC	600	150	1.95	595	M_34a/3.15
BSM200GB60DLC	600	200	1.95	730	M_34a/3.15	
 FD chopper	IGBT3					
	FD300R06KE3	600	300	1.45	640	M_62a/3.16









650 V_{CES}

Type		V _{CES} V	I _C A	V _{CESat} V T _{vj} = 25°C typ.	P _{tot} W	Outline/ page
 dual	IGBT4					
	FF300R07KE4	650	300	1.55	940	M_62a/3.16
	FF400R07KE4	650	400	1.55	1250	M_62a/3.16

IGBT Medium Power Modules

34 mm and 62 mm Modules



1200 V _{CES}		V _{CES} V	I _C A	V _{CESat} V T _{vj} = 25°C typ.	P _{tot} W	Outline/ page
	IGBT2 Fast					
	FF100R12KS4	1200	100	3.20	780	M_62a/3.16
	FF150R12KS4	1200	150	3.20	1200	M_62a/3.16
	FF200R12KS4	1200	200	3.20	1400	M_62a/3.16
	FF300R12KS4	1200	300	3.20	1950	M_62a/3.16
	IGBT4					
	FF200R12KE4	1200	200	1.75	1100	M_62a/3.16
	◆ FF200R12KE4P 	1200	200	1.75	1100	M_62a/3.16
	FF300R12KE4	1200	300	1.75	1600	M_62a/3.16
	◆ FF300R12KE4P 	1200	300	1.75	1600	M_62a/3.16
	FF450R12KE4	1200	450	1.75	2400	M_62a/3.16
	◆ FF450R12KE4P 	1200	450	1.75	2400	M_62a/3.16
	IGBT4 Fast					
	FF50R12RT4	1200	50	1.75	285	M_34a/3.15
	FF75R12RT4	1200	75	1.75	395	M_34a/3.15
	FF100R12RT4	1200	100	1.75	555	M_34a/3.15
	FF150R12RT4	1200	150	1.75	790	M_34a/3.15
	FF200R12KT4	1200	200	1.75	1100	M_62a/3.16
	FF300R12KT4	1200	300	1.75	1600	M_62a/3.16
	◆ FF300R12KT4P 	1200	300	1.75	1600	M_62a/3.16
	FF450R12KT4	1200	450	1.75	2400	M_62a/3.16
	◆ FF450R12KT4P 	1200	450	1.75	2400	M_62a/3.16

◆ New type

 with pre-applied Thermal Interface Material (TIM) for improved thermal performance

IGBT Medium Power Modules

34 mm and 62 mm Modules



1200 V _{CES}		V _{CES} V	I _C A	V _{CESat} V T _{vj} = 25°C typ.	P _{tot} W	Outline/ page
 FD chopper	IGBT2 Fast FD300R12KS4	1200	300	3.20	1950	M_62a/3.16
	IGBT3 FD200R12KE3	1200	200	1.70	1040	M_62a/3.16
	◆ FD200R12KE3P					
	FD300R12KE3	1200	300	1.70	1450	M_62a/3.16
	FD400R12KE3	1200	400	1.70	2000	M_62a/3.16
	IGBT4 Fast FD150R12RT4	1200	150	1.75	790	M_34a/3.15
 DF chopper	IGBT3 DF200R12KE3	1200	200	1.70	1040	M_62a/3.16
	DF300R12KE3	1200	300	1.70	1450	M_62a/3.16
	DF400R12KE3	1200	400	1.70	2000	M_62a/3.16
	IGBT4 Fast DF150R12RT4	1200	150	1.75	790	M_34a/3.15
	IGBT2 Fast FZ400R12KS4	1200	400	3.20	2500	M_62b/3.16
 single	FZ600R12KS4	1200	600	3.20	3900	M_62b/3.16
	IGBT4 FZ400R12KE4	1200	400	1.75	2400	M_62b/3.16
	FZ600R12KE4	1200	600	1.75	3000	M_62b/3.16
	FZ900R12KE4	1200	900	1.75	4300	M_62b/3.16
	FZ400R12KP4	1200	400	1.70	2400	M_62b/3.16
	FZ600R12KP4	1200	600	1.70	3000	M_62b/3.16
	FZ900R12KP4	1200	900	1.70	4300	M_62b/3.16

..._B1 with auxiliary collector sense


◆ New type



with pre-applied Thermal Interface Material (TIM) for improved thermal performance

IGBT Medium Power Modules


34 mm and 62 mm Modules



1700 V_{CES}



Type	V _{CES} V	I _C A	V _{CESat} V T _{vj} = 25°C typ.	P _{tot} W	Outline/ page	
 dual	IGBT2 Standard					
	BSM50GB170DN2	1700	50	3.40	500	M_34a/3.15
	BSM75GB170DN2	1700	75	3.40	625	M_34a/3.15
	IGBT4					
	FF150R17KE4	1700	150	1.95	1150	M_62a/3.16
 single	IGBT4					
	FZ400R17KE4	1700	400	1.95	2500	M_62b/3.16
	FZ600R17KE4	1700	600	1.95	3400	M_62b/3.16

Diode Modules



Type	V _{RRM} V	I _C A	V _F V T _{vj} = 25°C typ.	Q _R μAs T _{vj} = 125°C typ.	Outline/ page		
 single	BYM300A120DN2		1200	300	2.30	40	M_62d/3.15
	BYM600A170DN2		1700	600	2.00	100	M_62d/3.15
	DZ800S17K3		1700	800	1.80	345	M_62d/3.15
 dual	BYM300B170DN2		1700	300	2.20	75	M_62e/3.16

IGBT Medium Power Modules

34 mm and 62 mm Modules



1200 V _{CES}		V _{CES} V	I _C A	V _{CESat} V T _{vj} = 25°C typ.	P _{tot} W	Outline/ page
 single with series diode	IGBT2 Fast FD300R12KS4_B5	1200	300	3.20	1950	M_62a/3.16
	IGBT3 FD400R12KE3_B5	1200	400	1.70	2000	M_62a/3.16
 dual with common emitter	IGBT3 Fast FF200R12KT3_E	1200	200	1.70	1050	M_62f/3.16
	FF300R12KT3_E	1200	300	1.70	1450	M_62f/3.16
	FF400R12KT3_E	1200	400	1.70	2000	M_62f/3.16
	IGBT4 ◆ FF300R12KE4_E	1200	300	1.75	1600	M_62f/3.16
	◆ FF450R12KE4_E	1200	450	1.75	2400	M_62f/3.16

..._B5 with series diode

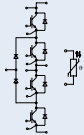

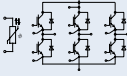
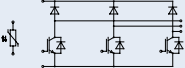
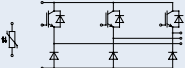
..._E common emitter

◆ New type

IGBT Medium Power Modules

EconoPACK™ 4



650 V _{CES}		V _{CES} V	I _C A	V _{CEsat} V T _{vj} = 25°C typ.	E _{on} /E _{off} mWs T _{vj} =125°C typ.	Outline/ page
 3-level one-phase NPC1 topology with NTC	IGBT4					
	F3L200R07PE4	650	200	1.55	2.0/12.5	M_EP4a/3.17
	F3L300R07PE4	650	300	1.55	2.0/17.5	M_EP4a/3.17
	◆ F3L300R07PE4P 	650	300	1.55	2.0/17.5	M_EP4a/3.17
 sixpack with NTC	IGBT4					
	FS100R07PE4	650	100	1.55	1.3/4.9	M_EP4d/3.17
	FS150R07PE4	650	150	1.55	2.65/7.15	M_EP4d/3.17
 FD Chopper with NTC	IGBT4					
	FD300R07PE4_B6	650	300	1.55	3.3/15.5	M_EP4d/3.17
 DF Chopper with NTC	IGBT4					
	DF300R07PE4_B6	650	300	1.55	3.85/15.5	M_EP4c/3.17
	DF400R07PE4R_B6	650	400	1.55	8.95/23.5	M_EP4c/3.17



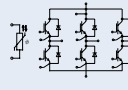

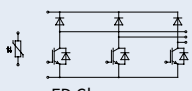
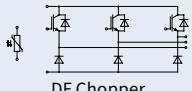
◆ New type ..._B26 NPC2 modules for 3-Level inverter topologies ..._B6 three phase chopper ...R... limited DC current
 with pre-applied Thermal Interface Material (TIM) for improved thermal performance

IGBT Medium Power Modules

EconoPACK™ 4

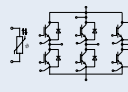



1200 V_{CES}

Type	V _{CES} V	I _C A	V _{CESat} V T _{vj} = 25°C typ.	E _{on} /E _{off} mWs T _{vj} =125°C typ.	Outline/ page	
 3-Level one-phase NPC2 topology with NTC	IGBT4					
	F3L300R12PT4_B26	1200	300	1.75	1.15/19.0	M_EP4b/3.17
	F3L400R12PT4_B26	1200	400	1.75	13.0/26.0	M_EP4b/3.17
	◆ F3L400R12PT4P_B26 	1200	400	1.75	13.0/26.0	M_EP4b/3.17
 sixpack with NTC	IGBT4					
	FS100R12PT4	1200	100	1.75	9.3/8.3	M_EP4d/3.17
	FS150R12PT4	1200	150	1.75	14/12.5	M_EP4d/3.17
	◆ FS200R12PT4P 	1200	200	1.75	18.5/16.5	M_EP4d/3.17
 FD Chopper with NTC	IGBT4					
	FD200R12PT4_B6	1200	200	1.75	17.5/21.0	M_EP4d/3.17
 DF Chopper with NTC	IGBT4					
	DF200R12PT4_B6	1200	200	1.75	19.5/21.0	M_EP4c/3.197



1700 V_{CES}


Type	V _{CES} V	I _C A	V _{CESat} V T _{vj} = 25°C typ.	E _{on} /E _{off} mWs T _{vj} =125°C typ.	Outline/ page	
 sixpack with NTC	IGBT4					
	FS100R17PE4	1700	100	1.95	19/29	M_EP4d/3.17
	FS150R17PE4	1700	150	1.95	29/43.5	M_EP4d/3.17





◆ New type ..._B26 NPC2 modules for 3-Level inverter topologies ..._B6 three phase chopper
 with pre-applied Thermal Interface Material (TIM) for improved thermal performance

IGBT Medium Power Modules


EconoPACK™ + D-Series

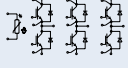




1200 V_{CES}




Type	V _{CES} V	I _C A	V _{CESat} V T _{vj} = 25°C typ.	E _{on} /E _{off} mWs T _{vj} =125°C typ.	Outline/ page	
 sixpack with NTC	IGBT4					
	FS225R120E4	1200	225	1.75	20/28.5	M_E+d/3.18
	FS300R120E4	1200	300	1.75	29.5/38.0	M_E+d/3.18
	FS450R120E4	1200	450	1.75	40.5/56.5	M_E+d/3.18
	FS225R120E4P 	1200	225	1.75	20/28.5	M_E+d/3.18
	FS300R120E4P 	1200	300	1.75	29.5/38	M_E+d/3.18
	FS450R120E4P 	1200	450	1.75	40.5/56.5	M_E+d/3.18

1700 V_{CES}



Type	V _{CES} V	I _C A	V _{CESat} V T _{vj} = 25°C typ.	E _{on} /E _{off} mWs T _{vj} =125°C typ.	Outline/ page	
 sixpack with NTC	IGBT4					
	FS225R170E4	1700	225	1.95	60/73.5	M_E+d/3.18
	FS300R170E4	1700	300	1.95	90.5/93	M_E+d/3.18
	FS450R170E4	1700	450	1.95	165/135	M_E+d/3.18
	FS500R170E4D	1700	500	1.95	165/155	M_E+d/3.18
	FS225R170E4P 	1700	225	1.95	60/73.5	M_E+d/3.18
	FS300R170E4P 	1700	300	1.95	90.5/93	M_E+d/3.18
	FS450R170E4P 	1700	450	1.95	165/135	M_E+d/3.18
	FS500R170E4DP 	1700	500	1.95	165/155	M_E+d/3.18

...D with enhanced diode



 with pre-applied Thermal Interface Material (TIM) for improved thermal performance

IGBT Medium Power Modules

EconoDUAL™

600 V_{CES}/650 V_{CES}







Type	V _{CES} V	I _C A	V _{CESat} V T _{vj} = 25°C typ.	E _{on} /E _{off} mWs T _{vj} =125°C typ.	Outline/ page	
 dual with NTC	IGBT4					
	FF300R07ME4_B11	650	300	1.55	2.8/18	M_ED3_PF/3.19
	FF450R07ME4_B11	650	450	1.55	26/55.5	M_ED3_PF/3.19
	FF600R07ME4_B11	650	600	1.55	83/72	M_ED3_PF/3.19
 FD chopper with NTC	IGBT3					
	FD600R06ME3_B11_S2	600	600	1.30	6.1/17.5	M_ED3_PF/3.19


◆ New type ..._B11 PressFIT Modules ..._S2 low V_{CESat}


IGBT Medium Power Modules

EconoDUAL™



1200 V _{CEs}		V _{CEs} V	I _C A	V _{CEsat} V T _{vj} = 25°C typ.	E _{on} /E _{off} mWs T _{vj} =125°C typ.	Outline/ page
 Dual with NTC	IGBT2 Fast					
	FF150R12MS4G	1200	150	3.20	14.5/11	M_ED3/3.19
	FF225R12MS4	1200	225	3.20	20/15	M_ED3/3.19
	FF300R12MS4	1200	300	3.20	25/15	M_ED3/3.19
	IGBT4					
	FF225R12ME4_B11	1200	225	1.85	12.5/26.5	M_ED3_PF/3.18
	FF300R12ME4_B11	1200	300	1.75	17/37.5	M_ED3_PF/3.18
	FF450R12ME4_B11	1200	450	1.75	26/55.5	M_ED3_PF/3.18
	◆ FF450R12ME4P_B11 	1200	450	1.75	26/55.5	M_ED3_PF/3.18
	FF600R12ME4_B11					
	◆ FF600R12ME4P_B11 	1200	600	1.75	83/72	M_ED3_PF/3.18
	FF600R12ME4C_B11					
◆ FF600R12ME4CP_B11 	1200	600	1.75	47/81.5	M_ED3_PF/3.18	

1200 V _{CEs}		V _{CEs} V	I _C A	V _{CEsat} V T _{vj} = 25°C typ.	E _{on} /E _{off} mWs T _{vj} =125°C typ.	Outline/ page
 dual with NTC	◆ FF400R12ME4A_B11	1200	400	1.75	40.5/70	M_ED3_PF/3.18
	◆ FF600R12ME4A_B11	1200	600	1.75	40.5/70	M_ED3_PF/3.18




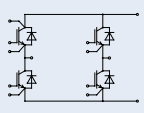
◆ New type ... A Automotive qualified ..._B11 PressFIT Modules ...C soft diode performance
 with pre-applied Thermal Interface Material (TIM) for improved thermal performance


IGBT Medium Power Modules

EconoDUAL™



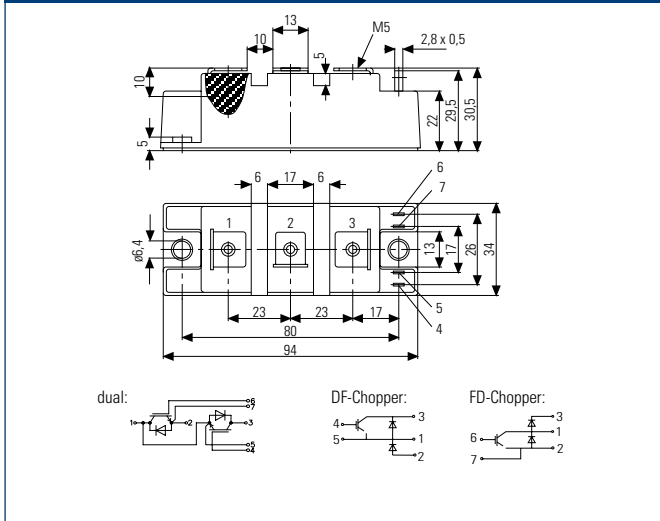
1700 V_{CES}

Type	V _{CES} V	I _C A	V _{CESat} V T _{vj} = 25°C typ.	E _{on} /E _{off} mWs T _{vj} =125°C typ.	Outline/ page	
 with NTC	IGBT4					
	FF225R17ME4_B11	1700	225	1.95	67.5/73.5	M_ED3_PF/3.18
	FF300R17ME4_B11	1700	300	1.95	92/98.5	M_ED3_PF/3.18
	FF450R17ME4_B11	1700	450	1.95	135/155	M_ED3_PF/3.18
	◆ FF450R17ME4P_B11 	1700	450	1.95	135/155	M_ED3_PF/3.18
	FF600R17ME4_B11	1700	600	1.95	210/180	M_ED3_PF/3.18
◆ FF600R17ME4P_B11 	1700	600	1.95	210/180	M_ED3_PF/3.18	
 fourpack	IGBT4					
	◆ F4-100R17ME4_B11	1700	100	1.95	22.0/30.0	
	◆ F4-150R17ME4_B11	1700	150	1.95	30.0/44.0	
◆ F4-250R17MP4_B11	1700	250	1.75	95.0/110.0		

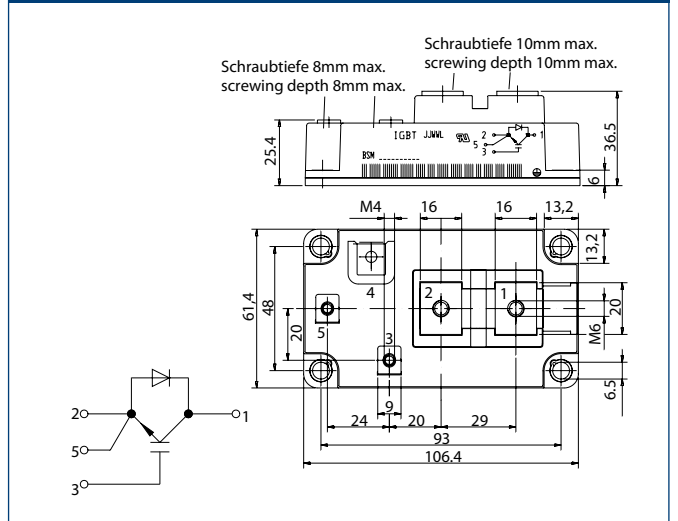
◆ New type ..._B11 PressFIT Modules
 with pre-applied Thermal Interface Material (TIM) for improved thermal performance

Outlines

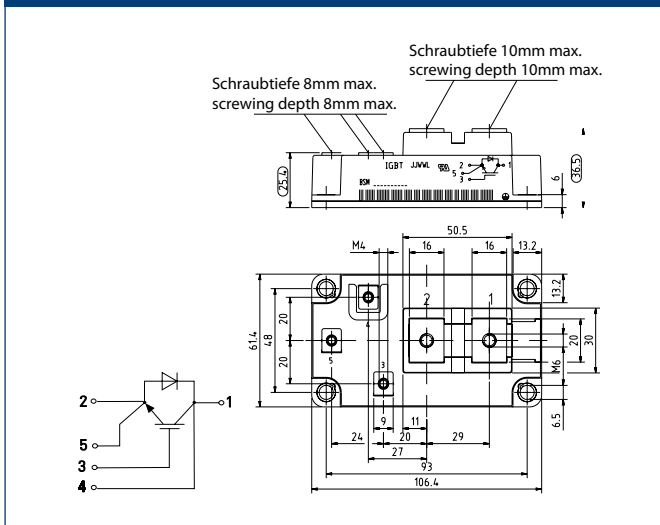
34 mm Module M_34a



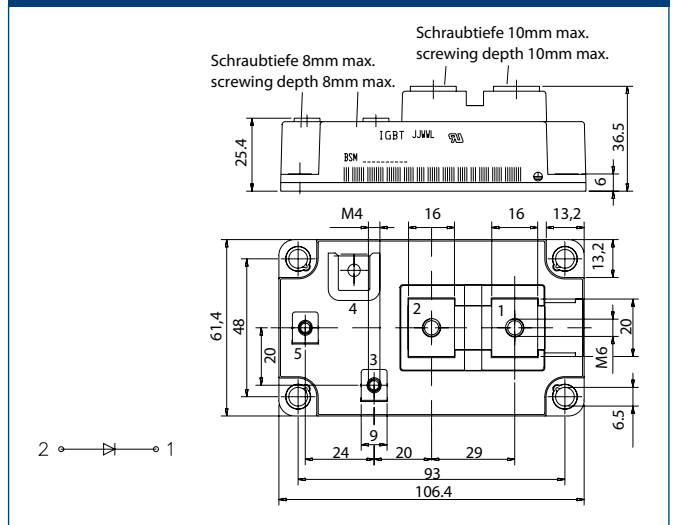
Single Switch 62 M_62b



Single Switch 62, collector sense M_62c

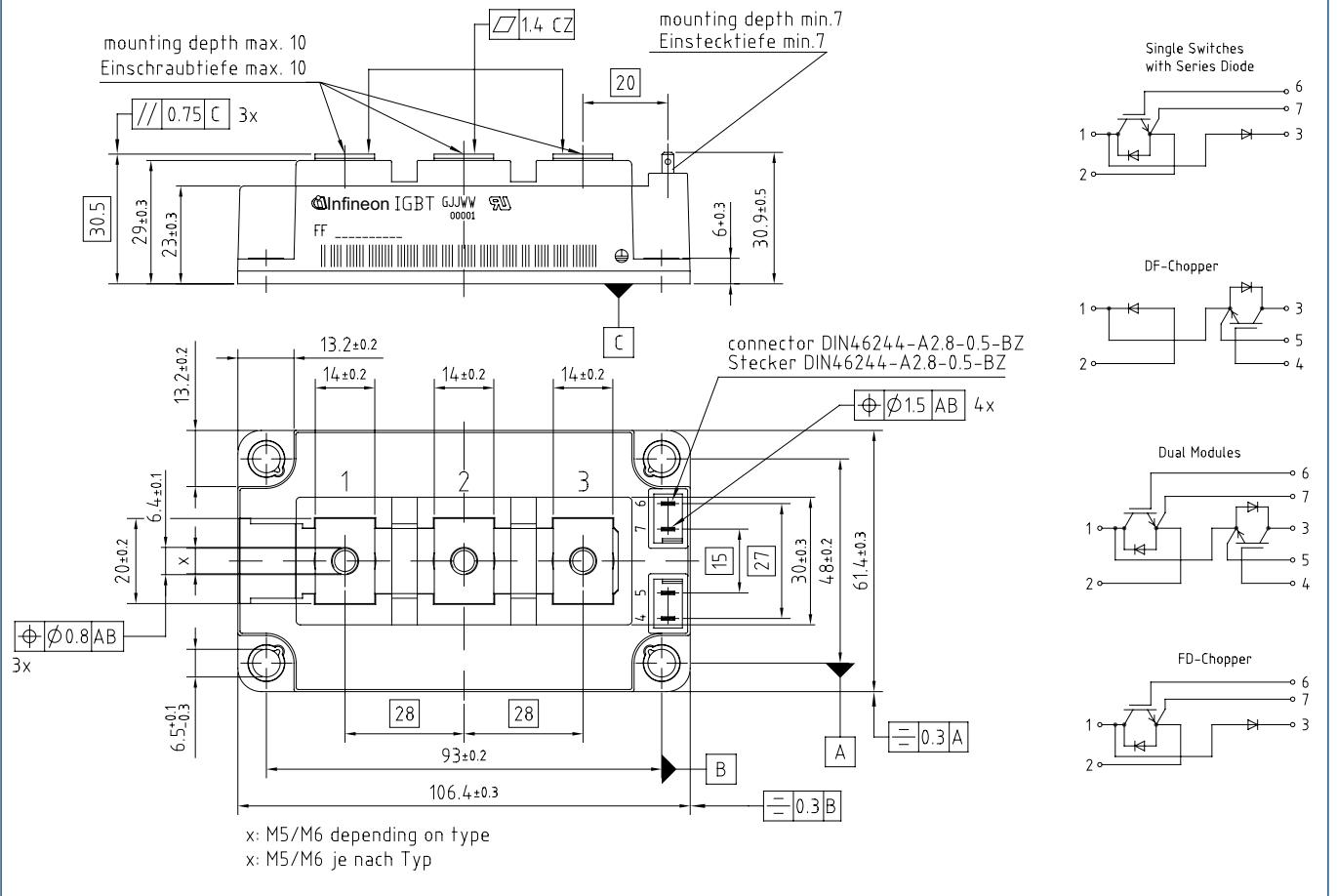


Single Diode 62 M_62d



62 mm Module

M_62a | M_62e | M_62f



IGBT
Medium Power